

PORTFOLIO FACTSHEET

Portfolio 9

Last Updated: June 2024

Portfolio Manager: **Octopus Money DFM**
Portfolio Launch Date: **24th August, 2023**

Rebalancing Frequency: **Quarterly**
Portfolio Benchmark: **ARC Sterling Equity Risk PCI**

Portfolio Strategy

Octopus Money Passive portfolio range is an investment solution that adopts a diversified approach to asset allocation and invests in predominantly passive funds. The solution offers a complete range of risk graded portfolios from 1 to 10, all well diversified across the major geographies and asset classes. The portfolios have been designed to track the performance of the world's major stock markets. Asset classes and their weightings are reviewed annually to make sure the risk and return profile of each Risk Grade remains optimal.


Risk and Reward Profile

Lower Risk

Typically Lower Reward

Higher Risk

Typically Higher Reward



This portfolio is rated 9 due to the nature of the investments included.

Representative Portfolio Charges

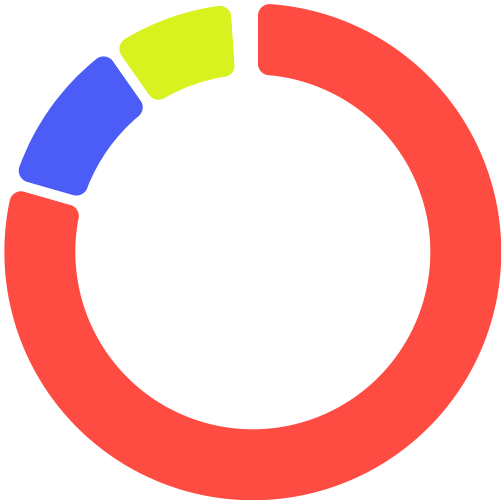
Ongoing Fund Charges

0.08%

Portfolio Management (DFM) Charge

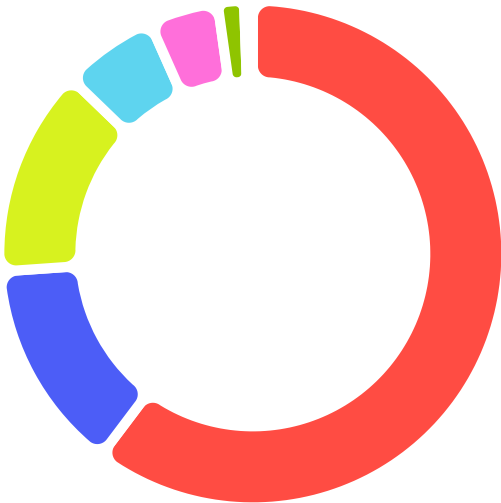
0.10%

Split by Asset Class



Developed World Equity	79.3%
Emerging Markets Equity	10.8%
Global Government and Corporate Bonds	8.7%
Interest paying cash	0.5%
Sterling Bonds	0.3%
UK Government Bonds	0.3%
Total	100.0%

Split by Region



North America	60.3%
Emerging Markets	13.7%
Europe (ex. UK)	13.3%
Japan	6.2%
UK	4.5%
Asia Pacific (ex. Japan)	1.6%
Money Market	0.5%
Total	100.0%

Historical Performance

The chart and table below shows cumulative performance (%) over 5 years, using ARC Sterling Equity Risk PCI as a benchmark. Please be aware that past performance is not indicative of future performance.



Portfolio	1 Year	2 Years	3 Years	4 Years	5 Years
Octopus Portfolio	18.6%	29.9%	26.8%	55.3%	61.1%
Benchmark	12.4%	17.7%	7.0%	29.1%	27.6%

The figures given are based on past returns and do not include any of the costs associated with investing. Performance does not reflect trading in actual accounts (and is therefore gross of all management fees except fund charges). There is no guarantee that asset classes or the costs associated with investment will remain consistent.

Performance data source: Morningstar (Data as of June 2024).

Portfolio Holdings

Fund Name	%
iShares US Equity Index Fund (UK)	42.5%
iShares North American Eq Idx Fd (UK)	13.6%
iShares Continental Eurp Eq Idx Fd (UK)	11.6%
iShares Emerging Markets Eq Idx Fd (UK)	10.8%
iShares Japan Equity Index Fund (UK)	5.0%
iShares UK Equity Index Fund (UK)	3.6%
iShares Pacific ex Japan Eq Idx Fd (UK)	3.1%
Vanguard U.S. Invm Grd Crdt Idx	2.8%
Vanguard US Government Bond Index Fund	2.8%
Vanguard Euro Government Bd Idx	1.9%
Vanguard Japan Government Bd Idx	1.2%
Interest paying cash	0.5%
iShares UK Credit Bond Index Fund (IE)	0.3%
iShares GiltTrak Index Fund (IE)	0.3%